

Samoter

5th/9th March 2008 Verona, Italy

GLOBAL VIEW

EXHIBITION DATA SUMMARY/SCHEDA RIEPILOGATIVA DELLA MANIFESTAZIONE

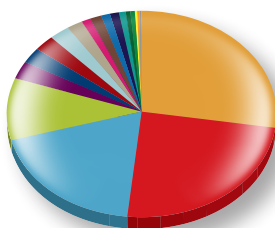
NET AREA/SUPERFICIE NETTA UTILIZZATA			
TOTAL NET AREA/ TOTALE SUPERFICIE NETTA	mq.	131.156	OF WHICH INTERNATIONAL EXHIBITORS SQM/ DI CUI MQ. ESPOSITORI ESTERI 11,70%
EXHIBITORS/ESPOSITORI			
EXHIBITORS/ TOTALE ESPOSITORI	nr.	1.026	OF WHICH INTERNATIONAL EXHIBITORS/ DI CUI ESPOSITORI ESTERI 30,70%
			COMING FROM PROVENIENTI DA COUNTRIES/ NAZIONI 37
VISITATORI/VISITORS			
TOTAL VISITORS/ TOTALE COMPLESSIVO VISITATORI	nr.	106.857	OF WHICH INTERNATIONAL VISITORS/ DI CUI VISITATORI ESTERI 10,25%
STAMPA			
ACCREDITED JOURNALISTS/ GIORNALISTI ACCREDITATI	nr.	602	OF WHICH INTERNATIONAL JOURNALISTS/ DI CUI ESTERI 40%

1.026
EXHIBITORS
ESPOSITORI

106.857
VISITORS
VISITATORI

ORIGIN ITALIAN EXHIBITORS 2008

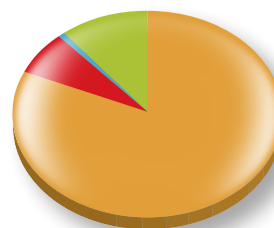
PROVENIENZA ESPOSITORI ITALIANI 2008



27,57% lombardia	1,27% friuli
24,19% emilia romagna	1,13% campania
18,99% veneto	1,13% umbria
9,56% piemonte	0,98% abruzzo
2,81% trentino	0,56% sicilia
2,67% lazio	0,56% calabria
2,53% marche	0,28% molise
2,25% toscana	0,14% sardegna
1,97% puglia	0,14% basilicata
1,27% liguria	

ORIGIN INTERNATIONAL EXHIBITORS 2008

PROVENIENZA ESPOSITORI ESTERI 2008



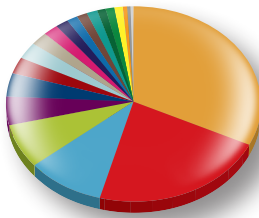
81,59% eu europe
10,79% america
6,99% asia
0,63% africa

DATA SUBJECT TO FKM CERTIFICATION | DATI IN FASE DI CERTIFICAZIONE FKM



ORIGIN ITALIAN VISITORS 2008

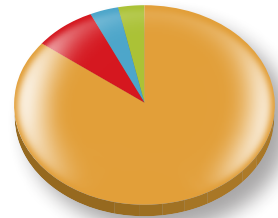
PROVENIENZA VISITATORI ITALIANI 2008



32,33%	veneto	1,59%	campania
22,05%	lombardia	1,40%	puglia
9,73%	emilia romagna	1,37%	abruzzo
7,01%	piemonte	1,35%	liguria
4,91%	trentino	1,17%	umbria
3,92%	toscana	1,13%	calabria
2,76%	lazio	1,08%	sardegna
2,58%	sicilia	0,55%	basilicata
2,42%	friuli	0,45%	valle d'aosta
1,91%	marche	0,29%	molise

ORIGIN INTERNATIONAL VISITORS 2008

PROVENIENZA VISITATORI ESTERI 2008



85,3%	eu europe
7,81%	asia
3,13%	america
3,76%	africa

DATA SUBJECT TO FKM CERTIFICATION | DATI IN FASE DI CERTIFICAZIONE FKM